

ARCTIC

SNOWPLOWS • SPREADERS

TRUE NORTH STRONG



REFERENCE CHART

| Model | Light Duty Trucks (Tacoma, Ranger, Colorado, Jeep) | Half Ton Trucks (GMC 1500, F150, RAM 1500, Nissan Titan XD) | 3/4 Ton Trucks (GMC 2500, F250, RAM 2500) | 1 Ton Trucks SRW (GMC 3500, F350, RAM 3500) | 1 Ton Trucks DRW (GMC 3500, F350, RAM 3500) | Class 4/5/6 Trucks (GMC 4500/5500, F450/550, RAM 4500/5500) |
|------------|--|---|---|---|---|---|
| L84P | x | | | | | |
| S2-90P | | x | | | | |
| S2-90S | | x | | | | |
| 90S, 96S | | | x | | | |
| 90P, 96P | | | x | | | |
| T90P, T96P | | | x | | | |
| 102S | | | x | x | | |
| 102P, 108P | | | x | x | x | x |
| T108P | | | x | x | x | x |
| F96P | | | x | x | | |
| F108P | | | x | x | x | x |
| W96P | | | x | x | x | |
| 120P | | | | | | x |

NOTE:

THE ABOVE INFORMATION IS PROVIDED FOR QUICK REFERENCE ONLY.

FOR VEHICLE SPECIFIC, PLEASE VISIT OUR WEBSITE: WWW.ARCTICSNOWPLOWS.COM

ALL ARCTIC PLOWS COME WITH A 2 YEAR WARRANTY

ALL ARCTIC HITCH MOUNT SPREADERS COME WITH A 1 YEAR WARRANTY

ALL ARCTIC INSERT SPREADERS COME WITH A 1 YEAR WARRANTY



FOR THOSE WHO MOVE WINTER ASIDE

NO MATTER WHEN IT STRIKES, DAY OR NIGHT

When clearing snow is your job, keeping roads open and businesses running depends on you. That's why you need equipment you can trust to perform without fail. Less downtime for repairs means more time doing what matters most—getting the job done.

In the world of snow removal, every minute counts. Delays cut into your bottom line. With a full schedule and a tight budget, you need equipment that delivers results. That's why Arctic Snowplows builds performance and reliability into every snowplow and spreader we manufacture. With over 50 years of experience under our belt, we understand what it takes to overcome winter's toughest challenges.

While the weather is unpredictable, we make one thing certain:

MORE RELIABILITY. **LESS WORRY.**



UNIVERSAL FEATURES

ARCTIC snowplows are designed with universal features that are engineered to maximize efficiency , performance and longevity

Quik*Link™ IV MOUNTING SYSTEM

The exclusive ARCTIC Quik*Link™ mounting system has been crafted for backwards compatibility, ensuring a quick and straightforward installation and removal process. It boasts a sturdy, fully galvanized design and is completely compatible with Quik*Link™ system mounts and electrical platforms.



EASY MECHANICAL SYSTEM

No hydraulic or electrical parts to malfunction, and no tools needed.

QUICK AND SIMPLE TO ATTACH

Navigate vehicle to receiver brackets. Align the lift frame with the brackets and drive forward until plow moves. Pull out safety pin and let the spring loaded handle fully engage. Reinsert the safety pin to lock handle. Remove the jack. Hook up all electrical components. Plow.

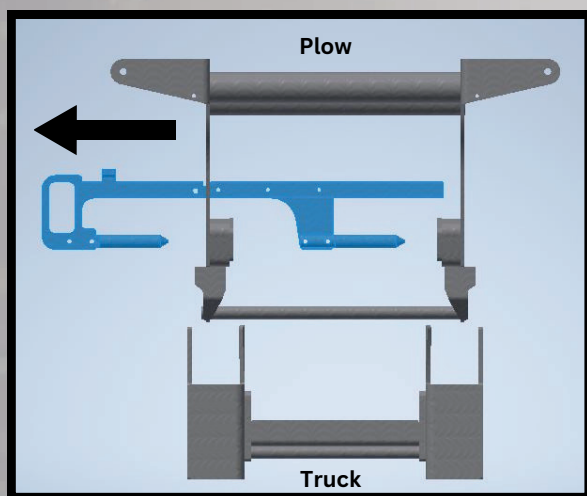
STURDY CONSTRUCTION

The Quik*Link™ mounting system features a strong, galvanized A-frame design constructed with three-inch square tubing, ensuring exceptional strength and durability.

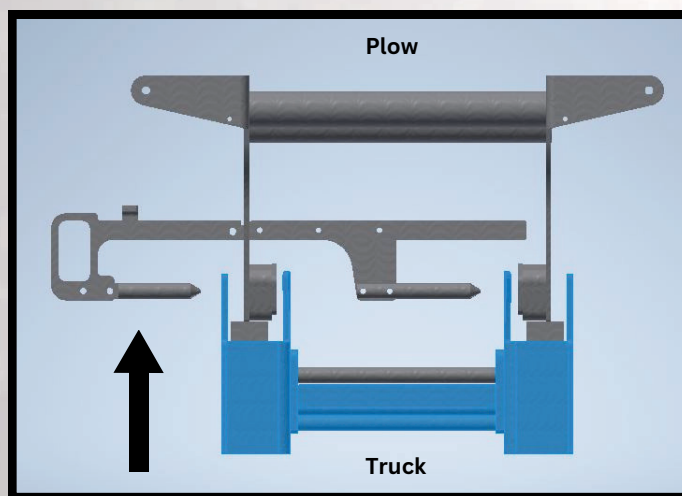
Quik*Link™ IV MOUNTING SYSTEM

The exclusive ARCTIC Quik*Link™ mounting system has been designed to allow install and removal of an Arctic plow in 3 easy steps using a spring loaded locking arm. All of this can be done from the drivers side of the plow saving your time. Just follow the 3 easy steps below.

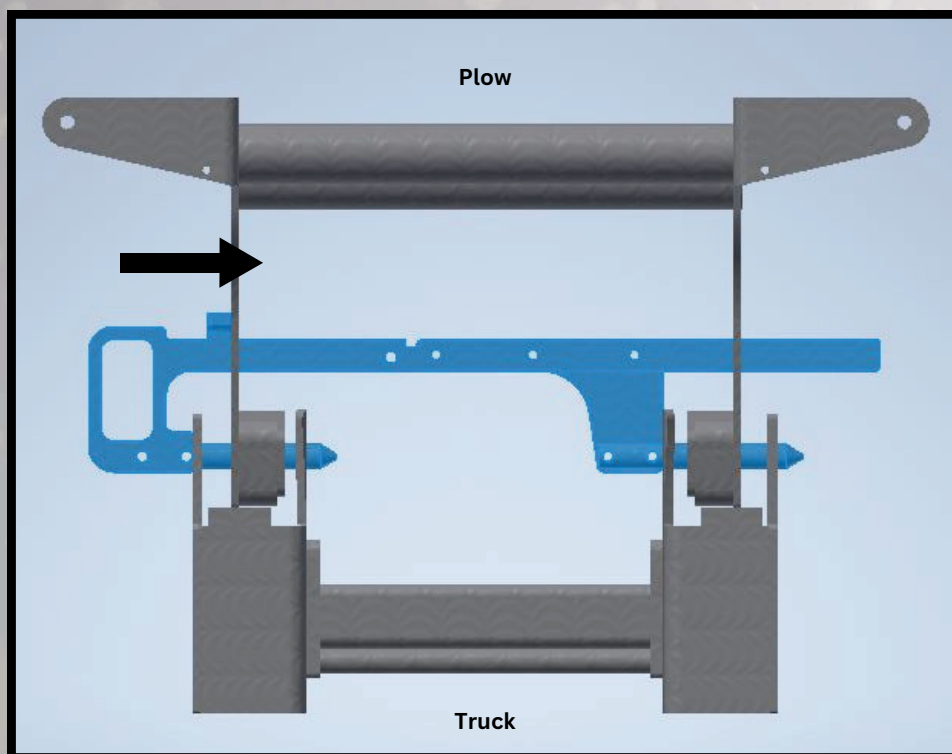
Step 1. Open spring loaded arm.



Step 2. Drive into receiver slots.



Step 3. Close spring loaded arm.



UNIVERSAL FEATURES




LIFT CHAIN SYSTEM

Arctic's use of a lift chain system on all of its plows brings unmatched efficiency and durability to snow removal. The lift chain allows for a "float" effect when lowering the blade, enabling it to naturally follow the surface contours for a cleaner scrape and optimal clearing performance. With fewer hydraulic and electrical components, Arctic's chain lift system ensures greater reliability and lower maintenance, helping operators stay productive and reduce downtime even in the toughest winter conditions.

GALVANIZED FRAME

Arctic's galvanizing process provides unmatched rust and corrosion protection, ensuring longer lifespan and superior performance. This tough, weather-resistant coating shields the plow from harsh elements like road salt, moisture, and extreme temperatures, reducing maintenance needs and saving operators time and costs.



ARCTIC STANDARD PARTS FOR ALL BLADES



STRAIGHT BLADE CONTROLLER

Part # 53282-MPX
Part # 53282-1PC
(Non-MPX blades)



V-PLOW BLADE CONTROLLER

Part # 53326-MPX
Part # 53326-1PC
(Non-MPX blades)



WING PLOW BLADE CONTROLLER

Part # 53495-MPX
Part # 53495-1PC
(Non-MPX blades)



PLATED BLADE GUIDES

The poly guide rod is designed to be flexible and brightly colored for visibility, while the mounting spring is cadmium plated to ensure durability season after season. Comes standard with all plows.



ARCTIC OPTIONAL PARTS FOR ALL BLADES



V-PLOW JOYSTICK CONTROLLER

Part # 53648-MPX
Part # 53648-1PC
(Non-MPX blades)



JOYSTICK MOUNTING BRACKET


Install the bracket on the driver side window and mount the joystick onto the bracket



STRAIGHT BLADE JOYSTICK CONTROLLER

Part # 53647-MPX
Part # 53647-1PC
(Non-MPX blades)

FROSTGUARD HEATED LED HEADLAMPS



Smart Sensor

Heat grid activates automatically only at temperatures below +5°C




FEATURES

- Combination headlight – dedicated high and low beam LED
- Integrated heat grid – prevents snow and ice buildup
- Smart sensor – heat grid activates automatically only at temperatures below +5°C
- LED technology – crisp and clear light output
- Strong and durable – built for tough conditions
- Combination headlight – increases road illumination
- Visible park / turn signal light – improves road safety
- Pre-wired – easy to install
- Kit includes two lights, wire harness and mounting brackets

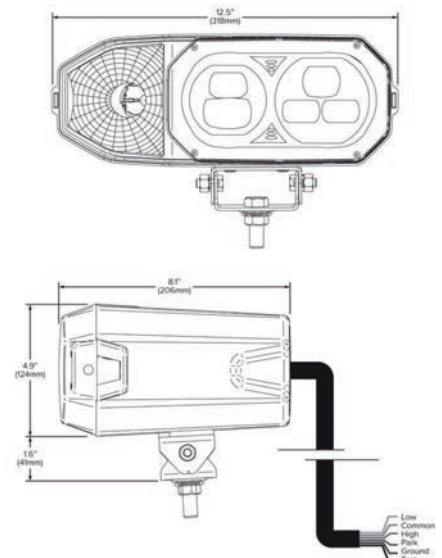

HEATED*LED
LIGHTING SYSTEM

Untouched images showing the difference in light output of the FrostGuard heated LED snow plow light versus the nearest competitor.

COMPITITION



FROSTGUARD LED



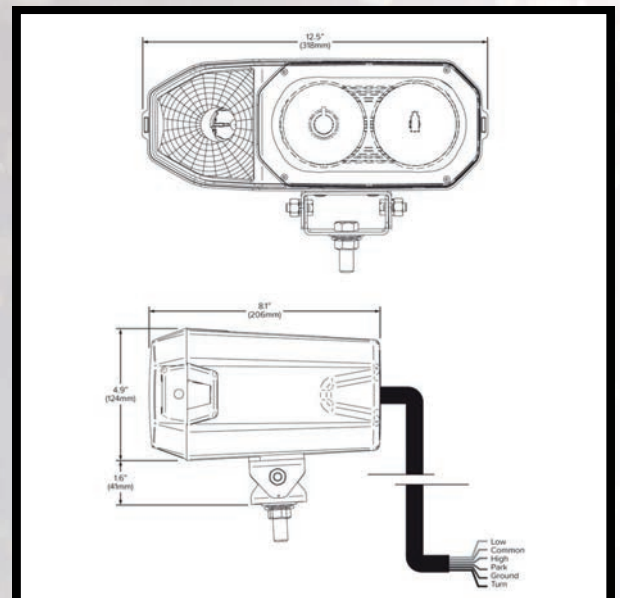
FROSTBRIGHT HALOGEN HEADLAMPS



Combination headlight with dual high/low bulb.
Integrated park and turn signal light.

FEATURES

- Combination headlight – dedicated high and low beam HAL
- Strong and durable – built for tough conditions
- Combination headlight – increases road illumination
- Visible park / turn signal light – improves road safety
- Pre-wired – easy to install and easy bulb upgrade
- Kit includes two lights, wire harness and mounting brackets





POLY SNOWPLOWS

Arctic's high-density polyethylene moldboards combine the durable, slick characteristics of poly with advanced blade design mechanics to throw more of even the stickiest, wettest snow further and faster. This not only results in more snow being moved more quickly, it also minimizes forward resistance - meaning decreased wear on power trains and increased fuel economy. All of Arctic's blades and lift frames are dipped in a galvanizing zinc coating for superior strength.





FLARED V-PLOW POLY

THE PLOW

Built for full-size vehicles and larger, the Arctic Flared V Plow offers the additional security of trip-edge technology. The Arctic Flared V-Plow provides extra peace of mind in extra-rugged terrain.

SPECIAL FEATURES

- 3/4 ton truck and larger with improved ground clearance
- Excellent for parking lots and roadways with heavy drift
- The tapered flares spread snow further and higher
- Trip edge design holds snow load best when encountering obstacles
- Available with easy on / off removable jack or hydraulic jack
- Curved Deflector and Blade guides included

QUICK SPECS F108P



108" Max Blade Length

34.5" Max Blade Height

3/8" Poly Moldboard

897lbs Weight

94" Blade Angle

4 Compressible Springs

8 Reinforced Ribs

Quik*Link™ Mounting System

DETAILED SPECIFICATIONS

| PLOW MODEL | F96P | F108P |
|-----------------------------|-------------------------|-------------|
| Blade Length | 96" | 108" |
| Blade Height | 31" - 34" | 31" - 34.5" |
| Blade Skin | 3/8" Poly | |
| Plowing width at full angle | 84" | 94" |
| Approximate Weight | 852lbs | 897lbs |
| Compressible Springs | 4 | |
| Reinforced Ribs | 8 | |
| Lift Cylinder | 2" x 6" | |
| Angling Cylinders | 1 1/2" x 9" Dual acting | |
| Cutting Edge | 1/2" x 6" Steel | |
| Mounting Type | Quick*Link™ IV | |



Vehicles intended to be equipped with Arctic equipment must comply with the vehicle manufacturers specification for equipment application.

Please consult your vehicle dealer before purchases and installation of any products mentioned in the brochure. The purchaser assumes all vehicle risk associated with the attachment and operation of Arctic equipment.

The weight given is approximate and does not include the mounting kit, lights, shoes, or hyd. jack.

Arctic reserves the right to change specifications without prior notification.

**THE ONLY
GALVANIZED PLOW
SINCE 1969**

ARCTIC
SNOWPLOWS + SPREADERS



VARIABLE ATTACK WING (V.A.W.)

THE PLOW

Arctic's hydraulically activated multi-angle wing, has transformed our heavy duty trip edge plow to become 123" in the open position; or a 98.5" box plow at the push of a button. This fully angling blade will give better control in all positions for effective snow management.

SPECIAL FEATURES

- 33% greater carrying capacity than a v plow
- Built for 3/4 ton trucks and larger
- Galvanized frame and components provide best corrosion resistance on the market
- Poly moldboard eliminates snow sticking and uses UV inhibitor for fade resistance
- Easy on / off removable jack
- Hydraulic wings can be angled independently from wide open to box position

QUICK SPECS W 9 6 P



123" Blade Length

29.5" Blade Height

3/8" Poly Moldboard

898lbs Weight

106.5" Blade Angle

4 Trip Springs

6 Reinforced Ribs

Quik*Link™ Mounting System

DETAILED SPECIFICATIONS

| PLOW MODEL | W96P |
|-----------------------------|-----------------------|
| Blade Length | 98.5" box / 123" open |
| Blade Height | 29.5" |
| Blade Skin | 3/8" Poly |
| Plowing width at full angle | 86" box / 106.5" open |
| Approximate Weight | 898lbs |
| Trip Springs | 4 |
| Reinforced Ribs | 6 |
| Lift Cylinder | 2" x 6" |
| Angling Cylinders | 1.5" x 10" |
| Cutting Edge | 1/2" x 6" Steel |
| Mounting Type | Quik*Link™ IV |



Vehicles intended to be equipped with Arctic equipment must comply with the vehicle manufacturers specification for equipment application.

Please consult your vehicle dealer before purchases and installation of any products mentioned in the brochure. The purchaser assumes all vehicle risk associated with the attachment and operation of Arctic equipment.

The weight given is approximate and does not include the mounting kit, lights, shoes, or hyd. jack.

Arctic reserves the right to change specifications without prior notification.

**THE ONLY
GALVANIZED PLOW
SINCE 1969**

ARCTIC
SNOWPLOWS + SPREADERS



STANDARD DUTY 2 POLY

THE PLOW

The recently revamped Arctic S2-90P Poly offers half-ton pickup truck owners a blend of desirable features: enhanced aesthetics, increased ground clearance, a taller moldboard, and dependable components – all at a price that will bring a smile to your face.

SPECIAL FEATURES

- Half-ton truck ready with improved ground clearance
- Built with Commercial Grade steel, designed for small business and driveway clearing
- Galvanized components provide best corrosion resistance on the market
- Poly moldboard eliminates snow sticking and uses UV inhibitor for fade resistance
- Easy on / off removable jack
- Curved Deflector and Blade guides included

QUICK SPECS S2-90P



90" Blade Length

26" Blade Height

1/4" Poly Moldboard

475lbs Weight

78" Blade Angle

2 Trip Springs

5 Reinforced Ribs

Quik*Link™ Mounting System

DETAILED SPECIFICATIONS

| PLOW MODEL | S2-90P |
|-----------------------------|-----------------|
| Blade Length | 90" |
| Blade Height | 26" |
| Blade Skin | 1/4" Poly |
| Plowing width at full angle | 78" |
| Approximate Weight | 475lbs |
| Trip Springs | 2 |
| Reinforced Ribs | 5 |
| Lift Cylinder | 1.5" x 6" |
| Angling Cylinders | 1.5" x 10" |
| Cutting Edge | 3/8" x 6" Steel |
| Mounting Type | Quik*Link™ IV |
| Lights and Shoes | Optional |



Vehicles intended to be equipped with Arctic equipment must comply with the vehicle manufacturers specification for equipment application.

Please consult your vehicle dealer before purchases and installation of any products mentioned in the brochure. The purchaser assumes all vehicle risk associated with the attachment and operation of Arctic equipment.

The weight given is approximate and does not include the mounting kit, lights, shoes, or hyd. jack.

Arctic reserves the right to change specifications without prior notification.

**THE ONLY
GALVANIZED PLOW
SINCE 1969**

ARCTIC
SNOWPLOWS • SPREADERS



STANDARD DUTY V-PLow

THE PLOW

The compact V Plow is designed for versatility and efficiency, making it the perfect choice for residential driveways, small parking lots, and tight urban spaces. Its lightweight yet robust design ensures easy maneuverability, allowing you to clear snow quickly and effortlessly without the strain on your vehicle.

SPECIAL FEATURES

- Built for 1/2 ton trucks
- Great for homeowners and small business applications
- The tapered flares spread snow further and higher
- Poly moldboard eliminates snow sticking, using UV inhibitor for fade resistance
- Robust, all galvanized components ensure long life

QUICK SPECS SV90P



90" Blade Width

28" Blade Max Height

3/8" Poly

570lbs Weight

78" Blade Angle

2 Trip Springs

6 Reinforced Ribs

Quik*Link™ Mounting System

DETAILED SPECIFICATIONS

| PLOW MODEL | SV90P |
|-----------------------------|------------------------------|
| Blade Width | 90" |
| Blade Height | 26" at center / 28" at flare |
| Blade Skin | 3/8" Poly |
| Plowing width at full angle | 78" |
| Approximate Weight | 570lbs |
| Trip Springs | 2 |
| Reinforced Ribs | 6 |
| Lift Cylinder | 1.5" x 6" |
| Angling Cylinders | 1.5" x 9" Dual Acting |
| Cutting Edge | 3/8" x 6" Steel |
| Mounting Type | Quik*Link IV TM |



Vehicles intended to be equipped with Arctic equipment must comply with the vehicle manufacturers specification for equipment application.

Please consult your vehicle dealer before purchases and installation of any products mentioned in the brochure. The purchaser assumes all vehicle risk associated with the attachment and operation of Arctic equipment.

The weight given is approximate and does not include the mounting kit, lights, or shoes.

Arctic reserves the right to change specifications without prior notification.

**THE ONLY
GALVANIZED PLOW
SINCE 1969**

ARCTIC
SNOWPLOWS + SPREADERS



LIGHT DUTY POLY

THE PLOW

Experience the clearing power of Arctic plows, now designed for agile, down-sized 4x4s. The Light Duty plow features a scaled-down QUIK*LINK II™ mounting system, high-density polyethylene skin, and robust Arctic construction. Enjoy the durability and performance of our larger plows in a lighter, versatile package.

SPECIAL FEATURES

- Built for 1/4 ton trucks (Ranger, Jeep, Colorado)
- Great for homeowners and small business applications
- Easy on/off removable jack
- Full up/down power angle control from inside the cab
- Robust, all galvanized components ensure long life

QUICK SPECS L84P



84" Blade Width

23" Blade Max Height

1/4" Poly

379lbs Weight

75" Blade Angle

2 Trip Springs

5 Reinforced Ribs

Quik*Link™ Mounting System

DETAILED SPECIFICATIONS

| PLOW MODEL | L84P |
|-----------------------------|----------------|
| Blade Width | 84" |
| Blade Height | 23" |
| Blade Skin | 1/4" Poly |
| Plowing width at full angle | 75" |
| Approximate Weight | 379lbs |
| Trip Springs | 2 |
| Reinforced Ribs | 5 |
| Lift Cylinder | 1.5" x 6" |
| Angling Cylinders | 1.5" x 10" |
| Cutting Edge | 1" x 4" Poly |
| Mounting Type | Quik*Link II ™ |



Vehicles intended to be equipped with Arctic equipment must comply with the vehicle manufacturers specification for equipment application.

Please consult your vehicle dealer before purchases and installation of any products mentioned in the brochure. The purchaser assumes all vehicle risk associated with the attachment and operation of Arctic equipment.

The weight given is approximate and does not include the mounting kit, lights, shoes, or hyd. jack.

Arctic reserves the right to change specifications without prior notification.

**THE ONLY
GALVANIZED PLOW
SINCE 1969**

ARCTIC
SNOWPLOWS + SPREADERS



HEAVY DUTY POLY

THE PLOW

The Arctic Heavy Duty Poly is the workhorse of the fleet. This popular plow uses a combination of slick polyethylene skin and advanced blade design mechanics to initiate a rolling motion that throws even the stickiest, wettest snow faster and further.

SPECIAL FEATURES

- 3/4 ton truck and larger with improved ground clearance
- Designed for commercial application
- Built with legendary ARCTIC strength
- Poly moldboard keeps snow moving
- Shoe, Blade guides, and curved deflector come standard

QUICK SPECS 108P



108" Max Blade Length

29" Blade Height

3/8" Poly Moldboard

788lbs Weight

94" Blade Angle

4 Full Trip Springs

7 Reinforced Ribs

Quik*Link™ Mounting System

DETAILED SPECIFICATIONS

| PLOW MODEL | 90P | 96P | 102P | 108P |
|-----------------------------|-----------------|--------|--------|--------|
| Blade Length | 90" | 96" | 102" | 108" |
| Blade Height | 29" | | | |
| Blade Skin | 3/8" Poly | | | |
| Plowing width at full angle | 78" | 83" | 88" | 94" |
| Approximate Weight | 674lbs | 691lbs | 776lbs | 788lbs |
| Trip Springs | 4 | | | |
| Reinforced Ribs | 7 | | | |
| Lift Cylinder | 1.5" x 6" | | | |
| Angling Cylinders | 1.5" x 10" | | | |
| Mounting Type | Quik*Link™ IV | | | |
| Cutting Edge | 1/2" x 6" Steel | | | |

**THE ONLY
GALVANIZED PLOW
SINCE 1969**



Vehicles intended to be equipped with Arctic equipment must comply with the vehicle manufacturers specification for equipment application.

Please consult your vehicle dealer before purchases and installation of any products mentioned in the brochure. The purchaser assumes all vehicle risk associated with the attachment and operation of Arctic equipment.

The weight given is approximate and does not include the mounting kit, lights, shoes, or hyd. jack.

Arctic reserves the right to change specifications without prior notification.

ARCTIC
SNOWPLOWS + SPREADERS



EXTRA HEAVY DUTY POLY

THE PLOW

Thirty-three inches high at the moldboard and 10' across, the Extra Heavy Duty Poly is our largest model. Eight vertical ribs, a 50" double plate, reinforced quadrant and frame combination, and the slick poly blade means that you - not Mother Nature - decide where winter is going to be.

SPECIAL FEATURES

- Built for trucks up to Class 6
- Designed for superior parking lot and road clearing
- Built with industrial grade galvanized steel
- 2 x GR 70 transport lift chains for heavy lifting reliability
- Tilt lift for front flip hoods - keeps engine access easy

QUICK SPECS 120P



120" Blade Width

33" Blade Max Height

3/8" Poly

1126lbs Weight

104" Blade Angle

6 Trip Springs

8 Reinforced Ribs

Quik*Link™ Mounting System

DETAILED SPECIFICATIONS

| PLOW MODEL | 120P |
|-----------------------------|------------------------|
| Blade Width | 120" |
| Blade Height | 33" |
| Blade Skin | 3/8" Poly |
| Plowing width at full angle | 104" |
| Approximate Weight | 1126lbs |
| Trip Springs | 6 |
| Reinforced Ribs | 8 |
| Lift Cylinder | 2" x 6" |
| Angling Cylinders | 2" x 16" Single Acting |
| Cutting Edge | 1/2" x 6" Steel |
| Mounting Type | Quik*Link™ II /III |



**THE ONLY
GALVANIZED PLOW
SINCE 1969**



Vehicles intended to be equipped with Arctic equipment must comply with the vehicle manufacturers specification for equipment application.

Please consult your vehicle dealer before purchases and installation of any products mentioned in the brochure. The purchaser assumes all vehicle risk associated with the attachment and operation of Arctic equipment.

The weight given is approximate and does not include the mounting kit, lights, shoes, or hyd. jack.

Arctic reserves the right to change specifications without prior notification.

ARCTIC
SNOWPLOWS + SPREADERS



TRIP EDGE POLY

THE PLOW

Built for full-size vehicles and larger, the Arctic Heavy Duty Trip Edge Poly offers the additional security of trip-edge technology. Featuring a steel cutting edge that flips back and under - or "trips" - when it encounters a fixed object with sufficient force to provide extra peace of mind in extra-rugged terrain.

SPECIAL FEATURES

- Designed for commercial grade trucks
- Trip edge allows you to hold and minimize spills
- Great for gravel roads and rough terrain
- Poly moldboard keep snow moving
- Available with removable or hydraulic jack
- Shoe, Blade guides, and curved deflector come standard

QUICK SPECS T108P



108" Max Blade Length

29" Blade Height

3/8" Poly Moldboard

791lbs Weight

94" Blade Angle

4 Compress Springs

6 Reinforced Ribs

Quik*Link™ Mounting System

DETAILED SPECIFICATIONS

| PLOW MODEL | T90P | T96P | T108P |
|-----------------------------|-----------------|--------|--------|
| Blade Length | 90" | 96" | 108" |
| Blade Height | 29" | | |
| Blade Skin | 3/8" Poly | | |
| Plowing width at full angle | 78" | 83" | 94" |
| Approximate Weight | 716lbs | 735lbs | 791lbs |
| Trip Springs | 4 | | |
| Reinforced Ribs | 6 | | |
| Lift Cylinder | 2" x 6" | | |
| Angling Cylinders | 1.5" x 10" | | |
| Mounting Type | Quik*Link™ IV | | |
| Cutting Edge | 1/2" x 6" Steel | | |

**THE ONLY
GALVANIZED PLOW
SINCE 1969**



Vehicles intended to be equipped with Arctic equipment must comply with the vehicle manufacturers specification for equipment application.

Please consult your vehicle dealer before purchases and installation of any products mentioned in the brochure. The purchaser assumes all vehicle risk associated with the attachment and operation of Arctic equipment.

The weight given is approximate and does not include the mounting kit, lights, shoes, or hyd. jack.

Arctic reserves the right to change specifications without prior notification.



ARCTIC
SNOWPLOWS + SPREADERS



HEAVY DUTY SKID STEER

THE PLOW

The Arctic SK combines the plowing power of Arctic with the mobility of a skid steer. Featuring a universal mounting plate, a mounted crossover valve and mounting steps, the Arctic SK quickly and easily locks into the standard adapter plate of skid steer to offer all the benefits of the Arctic Heavy Duty Trip Edge plow

SPECIAL FEATURES

- Equipped with universal skid steer attachment
- Trip edge minimizes spill of snow
- Optional box ends transforms plow into pusher
- Galvanized Steel skid attachment
- Shoe, Blade guides, and curved deflector come standard

QUICK SPECS SK108



108" Max Blade Length

29" Blade Height

3/8" Poly Moldboard

725lbs Weight

94" Blade Angle

4 Compress Springs

6 Reinforced Ribs

DETAILED SPECIFICATIONS

| PLOW MODEL | SK90 | SK96 | SK108 |
|-----------------------------|-----------------|--------|--------|
| Blade Length | 90" | 96" | 108" |
| Blade Height | 29" | | |
| Blade Skin | 3/8" Poly | | |
| Plowing width at full angle | 78" | 83" | 94" |
| Approximate Weight | 631lbs | 674lbs | 725lbs |
| Compress Springs | 4 | | |
| Reinforced Ribs | 6 | | |
| Angling Cylinders | 1.5" x 10" | | |
| Cutting Edge | 1/2" x 6" Steel | | |



**THE ONLY
GALVANIZED PLOW
SINCE 1969**



Vehicles intended to be equipped with Arctic equipment must comply with the vehicle manufacturers specification for equipment application.

Please consult your vehicle dealer before purchases and installation of any products mentioned in the brochure. The purchaser assumes all vehicle risk associated with the attachment and operation of Arctic equipment.

Arctic reserves the right to change specifications without prior notification.

ARCTIC
SNOWPLOWS • SPREADERS



BOX PUSHER

THE PLOW

Designed without a power angle, the Arctic Box Pusher matches the durability of a skid steer blade in a simpler, more compact form. It's positioned closer to the cab for better maneuverability, has fewer moving parts, reinforced ends, and floating wear shoes to capture snow and reduce spillage.

SPECIAL FEATURES

- Reduces Operator Fatigue
- Better Control in Tight Spaces
- Cost-Effective Maintenance
- Decreased Snow Spillover
- Improved Traction and Stability
- Minimizes Surface Damage

QUICK SPECS BP108



108" Blade Width

29" Blade Height

3/8" Poly

771lbs Weight


6" Steel Cutting Edge

Galvanized Box Ends

Skid Steer Quick Attach

DETAILED SPECIFICATIONS

| PLOW MODEL | BP90 | BP96 | BP108 |
|--------------------|-------------------------|--------|--------|
| Blade Width | 90" | 96" | 108" |
| Blade Height | 29" | | |
| Blade Skin | 3/8" Poly | | |
| Approximate Weight | 705lbs | 712lbs | 771lbs |
| Compress Springs | 4 | | |
| Reinforced Ribs | 6 | | |
| Mounting Type | Skid Steer Quick Attach | | |
| Cutting Edge | 6" Steel | | |



Vehicles intended to be equipped with Arctic equipment must comply with the vehicle manufacturers specification for equipment application.

Please consult your vehicle dealer before purchases and installation of any products mentioned in the brochure. The purchaser assumes all vehicle risk associated with the attachment and operation of Arctic equipment.

The weight given is approximate and does not include the mounting kit, lights, shoes, or hyd. jack.

Arctic reserves the right to change specifications without prior notification.



ARCTIC
SNOWPLOWS + SPREADERS



STEEL SNOWPLOWS

Arctic's steel plow blades are constructed from 10 - 12 gauge hot-rolled steel and are reinforced with integrated vertical ribs to form a single, tremendously strong structural unit. Blade curvature maximizes snow roll and handling, leading to reduced vehicle stress and improved fuel efficiency while minimizing over-the-top snow loss. All of Arctic's steel blades and lift frames are dipped in a galvanizing zinc coating for superior strength.





STANDARD DUTY STEEL

THE PLOW

Built for 1/2 ton trucks, the S2-90S Steel offers unmatched durability. Its steel construction ensures superior strength. Whether clearing streets for road hockey or rescuing neighbors post-storm, trust the S2-90S Steel to handle winter's toughest challenges.

SPECIAL FEATURES

- Built for 1/2 ton trucks
- Designed for small business and driveway clearing
- Built with commercial grade galvanized steel
- Curved deflector and blade guides included
- Robust, all galvanized components ensure long life

QUICK SPECS S2-90S



90" Blade Width

26" Blade Max Height

12ga Steel

450lbs Weight

78" Blade Angle

2 Trip Springs

5 Reinforced Ribs

Quik*Link™ Mounting System

DETAILED SPECIFICATIONS

| PLOW MODEL | S2-90S |
|-----------------------------|-----------------|
| Blade Width | 90" |
| Blade Height | 26" |
| Blade Skin | 12ga Steel |
| Plowing width at full angle | 78" |
| Approximate Weight | 450lbs |
| Trip Springs | 2 |
| Reinforced Ribs | 5 |
| Lift Cylinder | 1.5" x 6" |
| Angling Cylinders | 1.5" x 10" |
| Cutting Edge | 3/8" x 4" Steel |
| Mounting Type | Quik*Link™ IV |

**THE ONLY
GALVANIZED PLOW
SINCE 1969**



Vehicles intended to be equipped with Arctic equipment must comply with the vehicle manufacturers specification for equipment application.

Please consult your vehicle dealer before purchases and installation of any products mentioned in the brochure. The purchaser assumes all vehicle risk associated with the attachment and operation of Arctic equipment.

The weight given is approximate and does not include the mounting kit, lights, shoes, or hyd. jack.

Arctic reserves the right to change specifications without prior notification.



ARCTIC
SNOWPLOWS + SPREADERS

HEAVY DUTY STEEL * 90S/96S/102S

ARCTIC
SNOWPLOWS • SPREADERS



HEAVY DUTY STEEL

THE PLOW

For decades, the Arctic Heavy Duty Steel has been the reason Canadians have found a parking spot. The go-to plow for commercial applications. Constructed of 10 gauge hot rolled steel and reinforced with seven vertical ribs for tremendous structural strength.

SPECIAL FEATURES

- Built for commercial vehicles and larger
- Trip edge allows you to hold and minimize spills
- Fully Reversible Hardened, High Carbon Steel Cutting Edge
- Galvanized Steel moldboard
- Available with removable or hydraulic jack
- Shoe, Blade guides, and curved deflector come standard

QUICK SPECS 102S



102" Max Blade Length

27" Blade Height

10ga Steel Moldboard

708lbs Weight

88" Blade Angle

4 Trip Springs

7 Reinforced Ribs

Quik*Link™ Mounting System

ARCTIC EQUIPMENT MANUFACTURING

TOLLFREE CALL : 1.866.757.1243

INFO@ARCTICSNOWPLOWS.COM | WWW.ARCTICSNOWPLOWS.COM

DETAILED SPECIFICATIONS

| PLOW MODEL | 90S | 96S | 102S |
|-----------------------------|-----------------------|--------|--------|
| Blade Length | 90" | 96" | 102" |
| Blade Height | 27" | | |
| Blade Skin | 10ga Galvanized Steel | | |
| Plowing width at full angle | 78" | 83" | 88" |
| Approximate Weight | 630lbs | 681lbs | 708lbs |
| Trip Springs | 3 | 4 | 4 |
| Reinforced Ribs | 5 | 7 | 7 |
| Lift Cylinder | 1.5" x 6" | | |
| Angling Cylinders | 1.5" x 10" | | |
| Mounting Type | Quik*Link™ IV | | |
| Cutting Edge | 1/2" x 6" Steel | | |

**THE ONLY
GALVANIZED PLOW
SINCE 1969**



Vehicles intended to be equipped with Arctic equipment must comply with the vehicle manufacturers specification for equipment application.

Please consult your vehicle dealer before purchases and installation of any products mentioned in the brochure. The purchaser assumes all vehicle risk associated with the attachment and operation of Arctic equipment.

The weight given is approximate and does not include the mounting kit, lights, shoes, or hyd. jack.

Arctic reserves the right to change specifications without prior notification.



ARCTIC
SNOWPLOWS + SPREADERS



STAINLESS SNOWPLOWS

Arctic's stainless steel moldboards offer unmatched performance and corrosion resistance in demanding conditions. Made from high-grade stainless steel, they maintain integrity and resist rust through years of winter use. The slick surface ensures efficient snow rolling and minimal sticking, enhancing clearing and reducing vehicle load. Like all Arctic products, these moldboards and lift frames feature a galvanizing zinc coating for added strength.





FLARED V-PLOW STAINLESS STEEL

THE PLOW

Built for full-size vehicles and larger, the Arctic Flared V Plow offers the additional security of trip-edge technology. The Arctic Flared V Plow provides extra peace of mind in extra-rugged terrain.

SPECIAL FEATURES

- 3/4 ton truck and larger with improved ground clearance
- Excellent for parking lots and roadways with heavy drift
- The tapered flares spread snow further and higher
- Trip edge design holds snow load best when encountering obstacles
- Available with easy on / off removable jack or hydraulic jack
- Curved Deflector and Blade guides included

QUICK SPECS F108SS



108" Max Blade Length

34.5" Max Blade Height

12ga SS Moldboard

951lbs Weight

94" Blade Angle

4 Compressible Springs

8 Reinforced Ribs

Quik*Link™ Mounting System

DETAILED SPECIFICATIONS

| PLOW MODEL | F96SS | F10SS |
|-----------------------------|-------------------------|--------|
| Blade Length | 96" | 108" |
| Blade Height | 31" - 34" | |
| Blade Skin | 12ga SS | |
| Plowing width at full angle | 84" | 94" |
| Approximate Weight | 900lbs | 951lbs |
| Compressible Springs | 4 | |
| Reinforced Ribs | 8 | |
| Lift Cylinder | 2" x 6" | |
| Angling Cylinders | 1 1/2" x 9" Dual acting | |
| Cutting Edge | 1/2" x 6" Steel | |
| Mounting Type | Quick*Link™ IV | |



Vehicles intended to be equipped with Arctic equipment must comply with the vehicle manufacturers specification for equipment application.

Please consult your vehicle dealer before purchases and installation of any products mentioned in the brochure. The purchaser assumes all vehicle risk associated with the attachment and operation of Arctic equipment.

The weight given is approximate and does not include the mounting kit, lights, shoes, or hyd. jack.

Arctic reserves the right to change specifications without prior notification.

**THE ONLY
GALVANIZED PLOW
SINCE 1969**

ARCTIC
SNOWPLOWS + SPREADERS



STANDARD DUTY STAINLESS STEEL

THE PLOW

The redesigned Arctic S2-90SS Stainless Steel offers half-ton pickup owners sleek design, better ground clearance, a taller moldboard, and reliable parts. Standard features include a curved deflector, blade guides, reflective logos, and optional heated LED lights for visibility. Built with quality and galvanized steel.

SPECIAL FEATURES

- Built for 1/2 ton trucks
- Designed for small business and driveway clearing
- Built with commercial grade galvanized steel
- Curved deflector and blade guides included
- Robust, all galvanized components ensure long life

QUICK SPECS S2-90SS



90" Blade Width

26" Blade Max Height

14ga SS

494lbs Weight

78" Blade Angle

2 Trip Springs

5 Reinforced Ribs

Quik*Link™ Mounting System

DETAILED SPECIFICATIONS

| PLOW MODEL | S2-90SS |
|-----------------------------|-----------------|
| Blade Length | 90" |
| Blade Height | 26" |
| Blade Skin | 14ga SS |
| Plowing width at full angle | 78" |
| Approximate Weight | 494lbs |
| Trip Springs | 2 |
| Reinforced Ribs | 5 |
| Lift Cylinder | 1.5" x 6" |
| Angling Cylinders | 1.5" x 10" |
| Cutting Edge | 3/8" x 6" Steel |
| Mounting Type | Quik*Link™ IV |
| Lights and Shoes | Optional |



**THE ONLY
GALVANIZED PLOW
SINCE 1969**



Vehicles intended to be equipped with Arctic equipment must comply with the vehicle manufacturers specification for equipment application.

Please consult your vehicle dealer before purchases and installation of any products mentioned in the brochure. The purchaser assumes all vehicle risk associated with the attachment and operation of Arctic equipment.

The weight given is approximate and does not include the mounting kit, lights, shoes, or hyd. jack.

Arctic reserves the right to change specifications without prior notification.

ARCTIC
SNOWPLOWS • SPREADERS



HEAVY DUTY STAINLESS STEEL

THE PLOW

Designed for full-size vehicles, the Arctic Heavy Duty Full Trip Stainless Steel plow is the backbone of your fleet. This well-loved plow, similar to all our stainless steel options, features a 12Ga 304 stainless steel exterior that is both attractive and exceptionally durable.

SPECIAL FEATURES

- Crafted with legendary Arctic strength
- Engineered for ¾ ton trucks and larger
- Constructed from 12-gauge stainless steel
- Galvanized frame and components ensure exceptional durability
- Suitable for commercial use
- Standard equipment includes shoes, blade guides, and a curved deflector

QUICK SPECS 108SS



108" Max Blade Length

29" Blade Height

12ga SS

840lbs Weight

94" Blade Angle

4 Full Trip Springs

7 Reinforced Ribs

Quik*Link™ Mounting System

DETAILED SPECIFICATIONS

| PLOW MODEL | 90SS | 96SS | 102SS | 108SS |
|-----------------------------|----------------------|--------|--------|--------|
| Blade Length | 90" | 96" | 102" | 108" |
| Blade Height | 29" | | | |
| Blade Skin | 12ga Stainless Steel | | | |
| Plowing width at full angle | 78" | 83" | 88" | 94" |
| Approximate Weight | 718lbs | 737lbs | 825lbs | 840lbs |
| Trip Springs | 4 | | | |
| Reinforced Ribs | 7 | | | |
| Lift Cylinder | 1.5" x 6" | | | |
| Angling Cylinders | 1.5" x 10" | | | |
| Mounting Type | Quik*Link™ IV | | | |
| Cutting Edge | 1/2" x 6" Steel | | | |

**THE ONLY
GALVANIZED PLOW
SINCE 1969**



Vehicles intended to be equipped with Arctic equipment must comply with the vehicle manufacturers specification for equipment application.

Please consult your vehicle dealer before purchases and installation of any products mentioned in the brochure. The purchaser assumes all vehicle risk associated with the attachment and operation of Arctic equipment.

The weight given is approximate and does not include the mounting kit, lights, shoes, or hyd. jack.

Arctic reserves the right to change specifications without prior notification.



ARCTIC
SNOWPLOWS + SPREADERS



TRIP EDGE STAINLESS STEEL

THE PLOW

Designed for full-size vehicles, the Arctic Heavy Duty Trip Edge Stainless Steel adds security with trip-edge technology. Its steel cutting edge "trips" when hitting fixed objects, offering peace of mind on rugged terrain.

SPECIAL FEATURES

- Commercial grade to handle any storm Mother Nature throws your way
- Trip edge allows you to hold your load when encountering obstacles, minimizing spill
- Great for gravel roads and rough terrain
- Built with 12 Ga Stainless Steel
- Available with removable jack (standard) or optional hydraulic jack for easiest on / off process.

QUICK SPECS T108SS



108" Max Blade Length

29" Blade Height

12ga Stainless Steel

843lbs Weight

94" Blade Angle

4 Compress Springs

6 Reinforced Ribs

Quik*Link™ Mounting System

DETAILED SPECIFICATIONS

| PLOW MODEL | T90SS | T96SS | T108SS |
|-----------------------------|----------------------|--------|--------|
| Blade Length | 90" | 96" | 108" |
| Blade Height | 29" | | |
| Blade Skin | 12ga Stainless Steel | | |
| Plowing width at full angle | 78" | 83" | 94" |
| Approximate Weight | 760lbs | 781lbs | 843lbs |
| Trip Springs | 4 | | |
| Reinforced Ribs | 6 | | |
| Lift Cylinder | 2" x 6" | | |
| Angling Cylinders | 1.5" x 10" | | |
| Mounting Type | Quik*Link™ IV | | |
| Cutting Edge | 1/2" x 6" Steel | | |

**THE ONLY
GALVANIZED PLOW
SINCE 1969**



Vehicles intended to be equipped with Arctic equipment must comply with the vehicle manufacturers specification for equipment application.

Please consult your vehicle dealer before purchases and installation of any products mentioned in the brochure. The purchaser assumes all vehicle risk associated with the attachment and operation of Arctic equipment.

The weight given is approximate and does not include the mounting kit, lights, shoes, or hyd. jack.

Arctic reserves the right to change specifications without prior notification.



ARCTIC
SNOWPLOWS + SPREADERS



PLOW PARTNER

THE PLOW

Attached using a height-adjustable 2" X 2" trailer hitch mount, the Plow Partner offers an independent power unit that is mounted to the plow lift frame. This means no sharing of the plow pump for pressure. Operated with a two-button pendant control in the cab.

SPECIAL FEATURES

- 1/4 ton truck and larger
- Having a front and rear mounted plow will save you turn around time, resulting in less time on each site
- 2000 pounds of down pressure gives you a clean scrape, resulting in less salt application
- Adjustable height trailer hitch mount
- All Steel is hot dip galvanized for superior corrosion resistance

QUICK SPECS PP96



96" Blade Width

20" Blade Height

12Ga Steel

358lbs Weight

5" Steel Cutting Edge

2" x 2" Hitch Class

Front to back Galvanized

DETAILED SPECIFICATIONS

| PLOW MODEL | PP84 | PP90 | PP96 |
|--------------------|-----------------------------------|--------|--------|
| Blade Width | 84" | 90" | 96" |
| Blade Height | 20" | | |
| Blade Skin | 12 Ga Steel | | |
| Approximate Weight | 340lbs | 329lbs | 358lbs |
| Lift Cylinder | 1.5" x 5" Dual Acting | | |
| Mounting Type | 2" x 2" Hitch Class III or better | | |
| Cutting Edge | 3/8" x 5" Steel | | |




Vehicles intended to be equipped with Arctic equipment must comply with the vehicle manufacturers specification for equipment application.

Please consult your vehicle dealer before purchases and installation of any products mentioned in the brochure. The purchaser assumes all vehicle risk associated with the attachment and operation of Arctic equipment.

The weight given is approximate and does not include the mounting kit, lights, shoes, or hyd. jack.

Arctic reserves the right to change specifications without prior notification.




ARCTIC
SNOWPLOWS + SPREADERS

ARCTIC GENUINE PARTS & ACCESSORIES




Maintain the efficiency and reliability of your ARCTIC snow removal equipment year after year by using genuine parts and accessories from your local Arctic dealer. Aftermarket parts can compromise your plow's performance and may void your warranty. Trust Arctic-approved parts to protect your investment—it's the best choice for ensuring long-lasting performance.




STEEL CUTTING EDGES

ARCTICS genuine steel cutting edges enhance wear resistance.



LICENSE PLATE BRACKET

Don't let your snowplow block the view of your front license plate.



POLY CUTTING EDGES

Great for clearing sensitive surfaces like cobblestone and pavements




DISK SHOES (PAIR)

Sold as a pair these disc shaped shoes can be purchased separately from the assembly kit




CURB GUARDS

The curb guard protects the edge of your plow against wear. It fits all sizes of blades. The curb guard is bolted to the first two cutting edge bolts.




WING EXTENSIONS

Move up to 3 times more snow. Bolt-on brackets with easy-to-remove pins allow for quick installation and removal.




CURVED DEFLECTOR

This kit includes deflector, strap, and all hardware.




SHOE ASSEMBLY KIT

Shoe kit comes with height adjustable washers and lock pin.



THIRD SPRING KIT

Adding a 3rd spring helps distribute the force exerted on the blade more evenly.



SHOCK ABSORBER

Designed to reduce the return shock when plow has been tripped forwards. This fits on all commercial steel and poly full trip blades.



ROOFTOP LED LIGHT

This heavy duty light has 10 selectable flash patterns and has a DC adapter for easy use.




TIMBRENS

Works with existing suspension to eliminate sagging leaf springs and to protect from suspension overload, bottoming out, and vehicle body sway.

HYDRAULIC JACK -

Compatible with Quik*Link™ IV hi boy lift frame



Upgrade your snow removal operations with Arctic's innovative hydraulic jack, designed for easy, on-the-spot height adjustments even on uneven surfaces. Unlike standard or manual setups, this unique feature allows operators to install, level, and adjust the plow effortlessly, saving valuable time and reducing strain.



GALVANIZED SPREADER

THE SPREADER

Experience sanding and salting solutions like never before with Arctic's latest spreaders, designed for ultimate ease and exceptional durability. Built with user-friendly operation and maintenance in mind, our spreaders and sanders now feature an advanced galvanized coating for unmatched toughness.

SPECIAL FEATURES

- Your choice of gas, hydraulic, or 12 volt electric motor drive
- Available in four sizes: 4', 6', 8' and 10'
- Head-to-toe galvanized
- Hood provides easy access and protection for electrical connections
- Greaseable chain tightener provides easy external access for quick chain adjustments
- Dual supportive bearings are installed to provide stability and support for the shaft

QUICK SPECS AG10/H



Up to 2.7 yd³ Capacity

142 3/8" Overall Length

Galvanized Body

854lbs Weight

Easy Access Hood

Grease-able Chain Tightener

32" Body Height

DETAILED SPECIFICATIONS

| PLOW MODEL | AG4/E | AG6/H/E | AG8/H/E | AG10/H/E |
|------------------------------------|----------------------|----------------------|----------------------|----------------------|
| Model size | 4' | 6' | 8' | 10' |
| Length Inside | 47" | 71" | 95" | 119" |
| Length Overall | 70 3/8" | 94 3/8" | 118 3/8" | 142 3/8" |
| Width | 50" | | | |
| Body Height | 32" | | | |
| Capacity | 0.8 yd ³ | 1.22 yd ³ | 1.64 yd ³ | 2.07 yd ³ |
| Capacity with Sideboards (2" x 4") | 1.02 yd ³ | 1.45 yd ³ | 1.96 yd ³ | 2.07 yd ³ |
| Weight AG (GAS) | - | 775lbs | 903lbs | 1006lbs |
| Weight AGH (HYDRAULIC) | - | 621lbs | 751lbs | 854lbs |
| Weight AGE (ELDTIC) | 634lbs | 760lbs | 881lbs | 991lbs |



**THE ONLY
GALVANIZED PLOW
SINCE 1969**



ARCTIC
SNOWPLOWS + SPREADERS



HITCH MOUNT POLY SPREADER

THE SPREADER

Our superior spreading solutions are now even better. Arctic's newest spreader is engineered with two things in mind: ease and durability. This spreader is very easy to operate and maintain, and offers a new level of toughness, courtesy of our innovative galvanized coating and tough poly hopper.

SPECIAL FEATURES

- Powerful 1/2HP motor with stainless steel spinner disc
- Galvanized steel frame prevents corrosion
- Easy attach / removal with greaseable wheels
- 2" receiver included
- Optional swing arm attachment allows easy access to tailgate
- Optional 3 point-hitch attachment for tractor mount

QUICK SPECS HM8P



8 cu/ft Hopper

38.75" Max Height

45" Max Width

155lbs Dry Weight

450lbs Capacity

25" Depth

DETAILED SPECIFICATIONS

| MODEL | HM8P |
|----------------|---------|
| Capacity | 8 cu/ft |
| Overall Height | 38.75" |
| Width | 45" |
| Depth | 25" |
| Weight Dry | 155lbs |
| Salt Capacity | 450lbs |

**THE ONLY
GALVANIZED PLOW
SINCE 1969**



Vehicles intended to be equipped with Arctic equipment must comply with the vehicle manufacturers specification for equipment application.

Please consult your vehicle dealer before purchases and installation of any products mentioned in the brochure. The purchaser assumes all vehicle risk associated with the attachment and operation of Arctic equipment.

The weight given is approximate and does not include the mounting kit, lights, shoes, or hyd. jack.

Arctic reserves the right to change specifications without prior notification.




ARCTIC
SNOWPLOWS + SPREADERS

ARCTIC SPREADER PARTS & ACCESSORIES


Complete your ARCTIC spreader with accessories that are manufactured for optimal performance and longevity.

Consult your local ARCTIC dealer or arcticsnowplows.com for accessory compatibility or availability



SPINNER GUARD

Protects the spinner when backing up.



FLOW GATE

Regulates flow of material.



3 POINT HITCH

Fits Hitch Mounted spreader



VIBRATOR

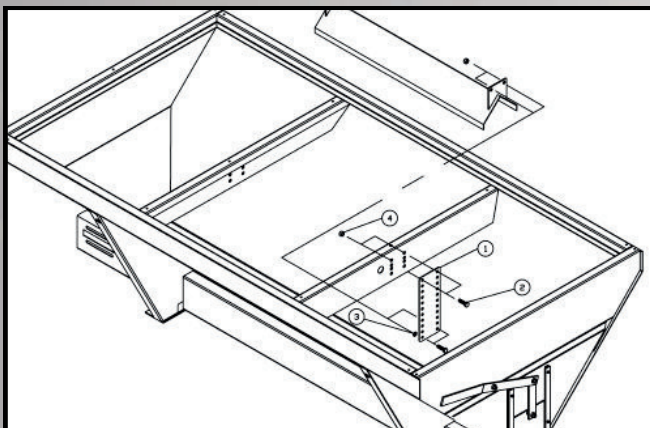
Vibrates to move stuck material.



HOPPER EXTENSIONS


Increases capacity of spreader by x amount

ARCTIC SPREADER PARTS & ACCESSORIES



INVERTED V

Reduce heavy loads when starting up with a full spreader and protects the drive train.



SCREEN KIT

Helps break up bigger chunks when adding material.



SWING ARM

Get access to tailgate when spreader is mounted





THE BROOMER

THE BROOM

If you have a parking lot full of gravel, a driveway full of leaves, or a side road covered with dirt than the Power Angled Broomer makes cleaning up a snap.

Designed for landscaping, construction, agriculture, industry, municipalities, airports, and road maintenance

SPECIAL FEATURES

- Utilizing ARCTICS pre-existing lift frame
- Drop your plow and pick up your broomer in one simple step
- 10 rows of tough, long lasting polypropylene bristles
- Replaceable thermally bonded bristles slide out easy
- Available with removable or hydraulic jack
- Specially designed to minimize dust

QUICK SPECS BROOMER 120



120" Max Broom Length

5 Mount types:

Bucket Lip Mount

Forklift Mount

Three-Point Hitch

Bobtatch mount

Quik*Link™ Mounting System

DETAILED SPECIFICATIONS

STEP 1 - PICK YOUR SIZE

| BROOM KIT | PART NUMBER |
|--------------|-------------|
| 60" BROOMER | 53317-60-M |
| 84" BROOMER | 53317-84-M |
| 90" BROOMER | 53317-90-M |
| 96" BROOMER | 53317-96-M |
| 120" BROOMER | 53317-120-M |

STEP 2 - PICK YOUR MOUNT

| MOUNT | PART NUMBER |
|---------------------------------------|-------------|
| Arctic Straight Blade Full Trip Mount | 53305-M |
| BLM-02 Bucket Lip Mount HD | 180415 |
| Forklift Mount | 180417 |
| Broomer Three-Point Hitch Mount | 180419 |
| Bobtatch Fixed Mount (Skid Steer) | 180450 |



**THE ONLY
GALVANIZED PLOW
SINCE 1969**



Vehicles intended to be equipped with Arctic equipment must comply with the vehicle manufacturers specification for equipment application.

Please consult your vehicle dealer before purchases and installation of any products mentioned in the brochure. The purchaser assumes all vehicle risk associated with the attachment and operation of Arctic equipment.

The weight given is approximate and does not include the mounting kit, lights, shoes, or hyd. jack.

Arctic reserves the right to change specifications without prior notification.

ARCTIC
SNOWPLOWS + SPREADERS



FORKLIFT PLOW

THE PLOW

The Arctic Forklift Plow is a groundbreaking solution tailored specifically for forklift operations. This innovative plow is designed to transform your forklift into a powerful snow-clearing machine, making it ideal for warehouse lots, loading docks, and other commercial spaces where forklifts operate.

SPECIAL FEATURES

- Built for forklift / track steers
- Designed for Warehouse Lots and Loading Docks: Efficiently clear snow from areas that forklifts already navigate, enhancing productivity without needing additional equipment.
- Tight Spaces: Perfect for maneuvering in confined areas where traditional plows can't reach.
- Ideal for maintaining clear and safe paths in industrial environments, ensuring smooth operations during winter months.

ARCTIC EQUIPMENT MANUFACTURING
TOLLFREE CALL : 1.866.757.1243
INFO@ARCTICSNOWPLOWS.COM | WWW.ARCTICSNOWPLOWS.COM

QUICK SPECS FLP90-P/90-S



90" Blade Width

26" Blade Max Height

1/4" Poly / 12ga Steel

292lbs / 272lbs Weight


Galvanized Mount

2 Trip Springs

2" x 7" Fork Pocket

DETAILED SPECIFICATIONS

| PLOW MODEL | FLP90-P | FLP90-S |
|--------------------|--------------------------|------------|
| Blade Width | 90" | |
| Blade Height | 26" | |
| Blade Skin | 1/4" Poly | 12ga Steel |
| Approximate Weight | 292lbs | 272lbs |
| Trip Springs | 2 | |
| Cutting Edge | 3/8" x 6" Steel | |
| Shoes | Optional | |
| Attachment type | Arctic Proprietary Mount | |
| Fork Pocket Depth | 2" x7" | |



**THE ONLY
GALVANIZED PLOW
SINCE 1969**



ARCTIC
SNOWPLOWS + CHASSE-NEIGE



SALT & STORAGE BINS

THE BINS

Keep a supply of dry salt or any traction aid available with these handy polyethylene large and medium sized storage salt boxes. Great for salt, ice melt or 1/4" chip to improve traction and eliminate slips and falls.

SPECIAL FEATURES

- Ideal for contractors, business, or homeowners
- 100% Polyethylene construction
- Hinged Lid to keep weather out
- Soft rounded edges
- Fork and pump cart slots for maneuverability
- Available in large or medium size

QUICK SPECS 52986-N



9 cu/ft Capacity

23.5" Max Height

22" Max Width

31" Max Length

High visibility

DETAILED SPECIFICATIONS

| MODEL | 52986-N | 52986-01-N |
|----------------|---------|------------|
| Capacity | 9 cu/ft | 5 cu/ft |
| Overall Height | 23.5" | 20" |
| Width | 22" | 17" |
| Depth | 31" | 25" |
| Weight Dry | 25lbs | 17lbs |

**THE ONLY
GALVANIZED PLOW
SINCE 1969**



Vehicles intended to be equipped with Arctic equipment must comply with the vehicle manufacturers specification for equipment application.

Please consult your vehicle dealer before purchases and installation of any products mentioned in the brochure. The purchaser assumes all vehicle risk associated with the attachment and operation of Arctic equipment.

The weight given is approximate and does not include the mounting kit, lights, shoes, or hyd. jack.

Arctic reserves the right to change specifications without prior notification.



ARCTIC
SNOWPLOWS + SPREADERS



ARCTIC
SNOWPLOWS • SPREADERS

©2024 Arctic Equipment Manufacturing
All rights reserved

www.arcticsnowplows.com



Vehicles intended to be equipped with Arctic equipment must comply with the vehicle manufacturers specification for equipment application.

Please consult your vehicle dealer before purchases and installation of any products mentioned in the brochure. The purchaser assumes all vehicle risk associated with the attachment and operation of Arctic equipment.

The weight given is approximate and does not include the mounting kit, lights, shoes, or hyd. jack.

Arctic reserves the right to change specifications without prior notification.

Printed in Canada